
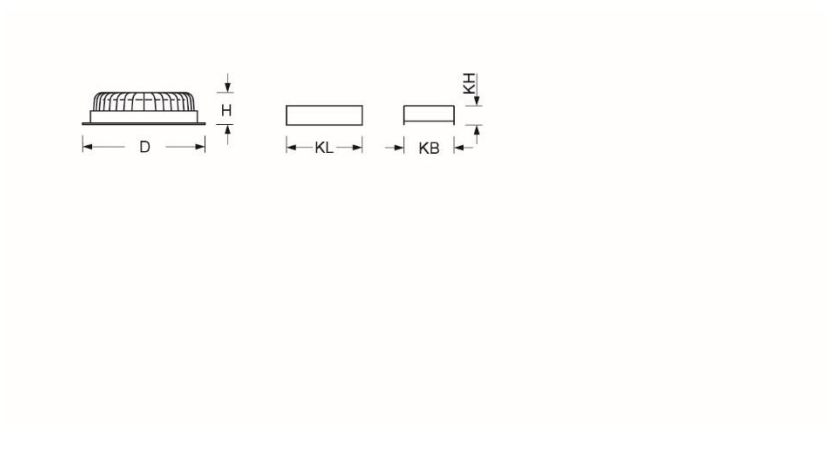


Recessed downlight. Housing made of pressure-cast aluminium, painted. Aluminium heat sink for effective passive cooling and recessed opal diffuser panel to break up the ceiling appearance. Housing colour traffic white RAL 9016. Direct wide distribution. Light distribution via satined opal diffuser with structured surface. External driver, wired with luminaire ready for operation. Electrical connection via 0,7m long connection line, 2x0,75mm<sup>2</sup>. With fixing springs for installation without tools, suitable for ceiling thickness of 10mm-20mm.



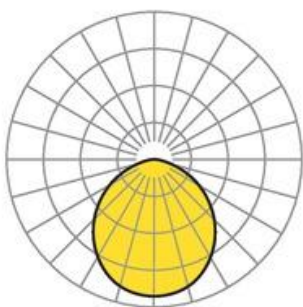
- Article No.: 3793114140
- Housing material: Aluminium
- Housing colour: traffic white RAL 9016
- Light distribution: direct distribution
- Type of installation: Individual recessed mounting
- Certification mark: IP 44, Protection class II, F, Indoor, CE

## Dimensions



- Dimensions LxWxH/DxH: 230 x 59 (mm)
- External driver housing LxWxH: 145 x 43 x 30 (mm)
- Ceiling system: cut-out ceilings [AD]
- Ceiling cut-out LxW/D: 215 (mm)
- Ceiling thickness min/max: 10 / 20 (mm)
- Installation depth: 110(AD) (mm)
- Weight (net): 1.21 (kg)

## Lighting/Electrical



- Placement: LED, Colour rendering/Light colour CRI  $\geq 80$  / 3000K
- Direct/Indirect: 100 % / 0 %
- UGR lat/lon: 26.5 / 26.5
- Luminaire luminous flux: 3000 (lm)
- LED service life: 050000h L70/B10
- Luminaire luminous efficacy: 94 (lm/W)
- System output: 31 (W)
- Controller: Electronic driver (1 pcs.)
- Mains voltage max.: 230 V / 50 Hz