
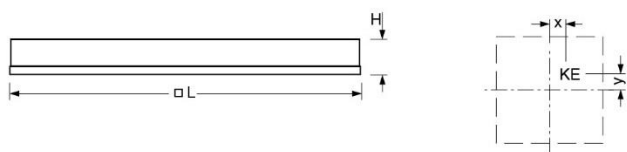


Surface-mounted luminaire. Sheet steel housing, powder-coated, glass frame of naturally anodised aluminium. Housing colour traffic white RAL 9016/aluminium naturally anodised. Direct distribution. Homogeneous illumination by satinised special acrylic panel, with high transmission. Electrical connection via three-pole connection terminal with plug-in contact. With integrated protective earth conductor connection and release button, suitable for rigid and flexible conductors up to 2.5mm². Suitable for ceiling and wall installation. SH 55 suction pad to remove the diffuser must be ordered separately.



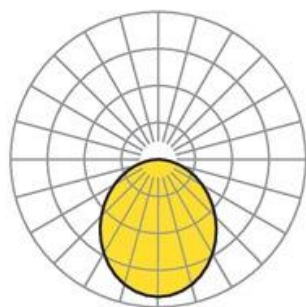
- Article No.: 5943154185
- Housing material: steel
- Housing colour: traffic white RAL 9016/aluminium naturally anodised
- Light distribution: direct distribution
- Type of installation: Individual surface mounting
- Certification mark: IP 20, Protection class I, F, Indoor, CE

Dimensions



- Dimensions LxWxH/DxH: 380 x 380 x 63 (mm)
- Mounting distance A1: 260 (mm)
- Mounting distance A2: 315 (mm)
- Weight (net): 3.1 (kg)
- Cable entry KE X/Y: 45 (mm) / 157 (mm)

Lighting/Electrical



- Placement: LED, Colour rendering/Light colour CRI ≥ 80 / 4000K
- Direct/Indirect: 100 % / 0 %
- UGR lat/lon: 23.1 / 23.1
- Luminaire luminous flux: 2800 (lm)
- LED service life: 050000h L80/B10
- Luminaire luminous efficacy: 114 (lm/W)
- System output: 25 (W)
- Controller: Electronic driver (1 pcs.)
- Mains voltage max.: 230 V / 50 Hz
- Energy efficiency class: C