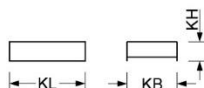
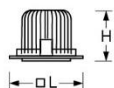


Recessed spotlight. Housing made of pressure-cast aluminium, heat sink for effective passive cooling; powder-coated; square body. Reflector unit gimbal-mounted, with fixing springs for installation without tools, suitable for ceiling thickness 10mm-20mm. Housing colour traffic white RAL 9016. Direct narrow distribution. Light distribution via matt segmented reflector made of highly-efficient MIRO-SILVER aluminium with a reflection ratio of 99,8%; beam angle 30°; clear safety glass. For VDU workstations $65^\circ < 3000\text{cd/m}^2$, $\text{UGR} \leq 19$ according to DIN EN 12464-1. External driver, wired with luminaire ready for operation. Electrical connection via 0,7m long connection line, $2 \times 0,5\text{mm}^2 + 2 \times 0,75\text{mm}^2$. Available accessories: Replacement reflector 40°, highly specular faceted.



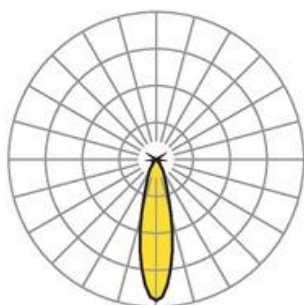
- Article No.: 3380046630
- Housing material: Aluminium
- Housing colour: traffic white RAL 9016
- Light distribution: direct, narrow distribution
- Type of installation: Individual recessed mounting
- Certification mark: IP 20, Protection class II, VDU $65^\circ < 3000$, F, Indoor, CE

Dimensions



- Dimensions LxWxH/DxH: 151 x 151 x 94 (mm)
- External driver housing LxWxH: 115 x 53 x 23 (mm)
- Ceiling system: cut-out ceilings [AD]
- Ceiling cut-out LxW/D: 135 x 135 (mm)
- Ceiling thickness min/max: 10 / 20 (mm)
- Installation depth: 140(AD) (mm)
- Weight (net): 0.4 (kg)
- Swivel and turn area (x/y/z): $\pm 30^\circ / 0^\circ / 360^\circ$

Lighting/Electrical



- Placement: LED, Colour rendering/Light colour CRI $\geq 80 / 4000\text{K}$
- Direct/Indirect: 100 % / 0 %
- UGR lat/lon: 16.6 / 16.6
- VDU: $65^\circ < 1500\text{cd/m}^2$
- Luminaire luminous flux: 2600 (lm)
- Beam angle: 30°
- LED service life: 050000h L80/B50
- Luminaire luminous efficacy: 114 (lm/W)
- System output: 23 (W)
- Controller: Electronic driver DALI (1 pcs.)
- Mains voltage max.: 230 V / 50 Hz
- Energy efficiency class: D