



Recessed luminaire. Painted sheet steel. LED unit made from aluminium profile, natural anodised finish, arrangeable as optically continuous light-lines through easy removable end-caps. Housing colour white aluminium RAL 9006. Direct asymmetrical distribution. Light distribution via Fresnel-lens made from acrylic. Electrical connection via three-pole connection terminal with plug-in contact. With integrated protective earth conductor connection and release button, suitable for rigid and flexible conductors up to 2.5mm². Available accessories: micro-DV through wiring kit (531 9000 100) for continuous light line installation.



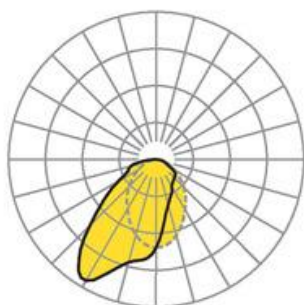
- Article No.: 7314144196
- Housing material: steel
- Housing colour: white aluminium RAL 9006
- Light distribution: direct asymmetrical distribution
- Type of installation: Ceiling installation individual mounting, Ceiling installation light run mounting
- Certification mark: IP 20, Protection class I, F-“roof” mark, MM, Indoor, CE

Dimensions



- Dimensions LxWxH/DxH: 1157 x 110 x 57 (mm)
- Ceiling system: cut-out ceilings [AD]
- Ceiling cut-out LxW/D: 1137 x 100 (mm)
- Ceiling thickness min/max: 10 / 20 (mm)
- Installation depth: 60(AD) (mm)
- Weight (net): 3.8 (kg)

Lighting/Electrical



- Placement: LED, Colour rendering/Light colour CRI ≥ 80 / 4000K
- Direct/Indirect: 100 % / 0 %
- Luminaire luminous flux: 3800 (lm)
- LED service life: 50000h L80/B10 (Tq 25°C)
- Luminaire luminous efficacy: 114 (lm/W)
- System output: 34 (W)
- Controller: Electronic driver (1 pcs.)
- Mains voltage max.: 230 V / 50 Hz
- Energy efficiency class: C