
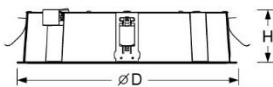


Recessed luminaire. Round housing made of painted sheet steel with minimalistic rim, for cut out ceilings. Mounted via clips (included). Housing colour traffic white RAL 9016. Direct distribution. Light distribution via microprismatic panel with conical glare elimination in multilayer technology. For VDU workstations $65^\circ < 3000 \text{cd/m}^2$, $\text{UGR} \leq 19$ according to DIN EN 12464-1. Separate driver unit, plug-in design. Electrical connection via 3-pole connection terminal with plug-in contacts; with integrated protective earth conductor connection and release button, suitable for rigid and flexible conductors up to 2.5mm^2 .



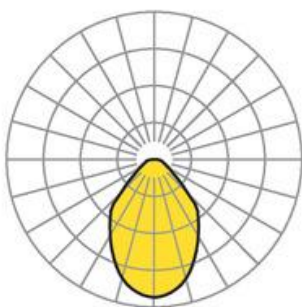
- Article No.: 3666044150
- Housing material: steel
- Housing colour: traffic white RAL 9016
- Light distribution: direct distribution
- Type of installation: Ceiling installation individual mounting
- Certification mark: IP 20, Protection class I, VDU $65^\circ < 3000$, F, Indoor, CE

Dimensions



- Dimensions LxWxH/DxH: 640 x 107 (mm)
- External driver housing LxWxH: 370 x 105 x 30 (mm)
- Ceiling system: cut-out ceilings [AD]
- Ceiling cut-out LxW/D: 625 (mm)
- Ceiling thickness min/max: 10 / 25 (mm)
- Installation depth: 108(AD) (mm)
- Weight (net): 6.4 (kg)

Lighting/Electrical



- Placement: LED, Colour rendering/Light colour CRI ≥ 80 / 4000K
- Direct/Indirect: 100 % / 0 %
- UGR lat/lon: 18.2 / 18.1
- Luminaire luminous flux: 3800 (lm)
- LED service life: 050000h L80/B10
- Luminaire luminous efficacy: 100 (lm/W)
- System output: 38 (W)
- Controller: Electronic driver (2 pcs.)
- Mains voltage max.: 230 V / 50 Hz
- Energy efficiency class: D