
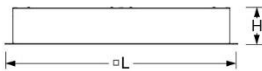


Lay-in/recessed luminaire. Housing made of painted sheet steel with minimalistic rim, for cut-out ceilings and ceilings with visible T-rails 24mm. Housing colour white aluminium RAL 9006. Direct distribution. Homogeneous illumination by satinised special acrylic pane, with high transmission. Electrical connection via five-pole connection terminal with plug-in contacts; with integrated protective earth conductor connection and release button, suitable for rigid and flexible conductors up to 2.5mm². Available accessories: UBS mounting bracket for installation in cut-out ceilings (723 8000 100)



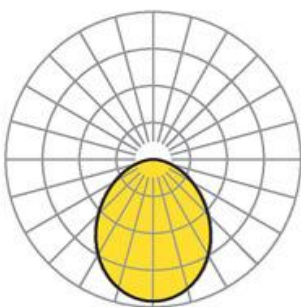
- Article No.: 3682246685
- Housing material: steel
- Housing colour: white aluminium RAL 9006
- Light distribution: direct distribution
- Type of installation: Ceiling installation individual mounting, Recessed mounting
- Certification mark: IP 20, Protection class I, F, Indoor, CE

Dimensions



- Dimensions LxWxH/DxH: 622 x 622 x 94 (mm)
- Ceiling system: cut-out ceilings [AD], Ceilings with visible T-rails [s-TS] (625x625 mm)
- Ceiling cut-out LxW/D: 610 x 610 (mm)
- Ceiling thickness min/max: 15 / 45 (mm)
- Module axis LxW: 625 x 625 (mm)
- Installation depth: 150(AD); 300(s-TS) (mm)
- Weight (net): 6.6 (kg)

Lighting/Electrical



- Placement: LED, Colour rendering/Light colour CRI ≥ 80 / 4000K
- Direct/Indirect: 100 % / 0 %
- UGR lat/lon: 20.7 / 20.8
- Luminaire luminous flux: 4800 (lm)
- LED service life: 050000h L80/B10
- Luminaire luminous efficacy: 138 (lm/W)
- System output: 35 (W)
- Controller: Electronic driver DALI (1 pcs.)
- Mains voltage max.: 230 V / 50 Hz
- Energy efficiency class: B