
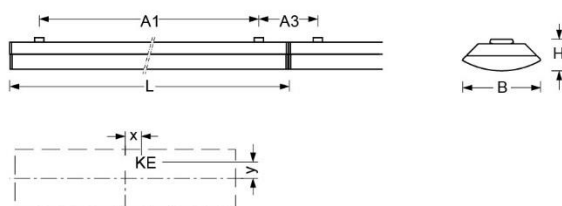


Surface-mounted luminaire. Extruded sheet steel trapezoid luminaire body, white polycarbonate end faces, direct distribution, opal diffuser, shock-resistant. Cable entries near centre of luminaire, diffuser fixing by engaging; Housing colour traffic white RAL 9016. Direct diffuse light distribution using white-opal diffuser profile made of polycarbonate, convex with inner longitudinal prisms, snap-fit white end faces made of UV-stabilised polycarbonate. Electrical connection via five-pole connection terminal with plug-in contacts. Available accessories: Suspension set GPA-PS 5x0,75 1700mm (216 9005 100)



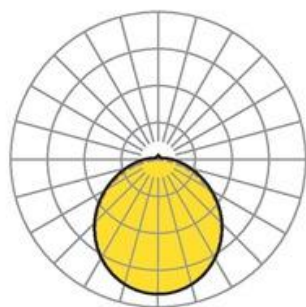
- Article No.: 2166216681
- Housing material: steel
- Housing colour: traffic white RAL 9016
- Light distribution: direct diffuse distribution.
- Type of installation: Individual surface mounting
- Certification mark: IP 44, Protection class I, F, HACCP DIN 10500/Food/IFS-application-related suitability/BRC, Indoor, CE

Dimensions



- Dimensions LxWxH/DxH: 604 x 218 x 80 (mm)
- Mounting distance A1: 520 (mm)
- Mounting distance A3: 234 (mm)
- Weight (net): 2.1 (kg)
- Cable entry KE X/Y: 65 (mm) / 0 (mm)

Lighting/Electrical



- Placement: LED, Colour rendering/Light colour CRI ≥ 80 / 4000K
- Direct/Indirect: 95 % / 5 %
- UGR lat/lon: 21.6 / 21.0
- Luminaire luminous flux: 2100 (lm)
- LED service life: 050000h L80/B10
- Luminaire luminous efficacy: 111 (lm/W)
- System output: 19 (W)
- Controller: Electronic driver DALI (1 pcs.)
- Mains voltage max.: 230 V / 50 Hz
- Energy efficiency class: C