
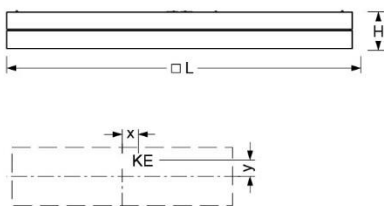


Surface-mounted luminaire. Aluminium profile, natural anodised. Surrounding shadow joint between housing and flat inserted film frame. Minimal dirt ingress via sealing lip between frame and housing. Housing colour aluminium, naturally anodised. Direct distribution. Aluminium profile set flush in the housing with translucent film for a homogenous illumination appearance. Electrical connection via five-pole connection terminal with plug-in contacts. With integrated protective earth conductor connection and release button, suitable for rigid and flexible conductors up to 2.5mm<sup>2</sup>. Available accessories: Extraction tool for releasing film frame (630 0000 110)



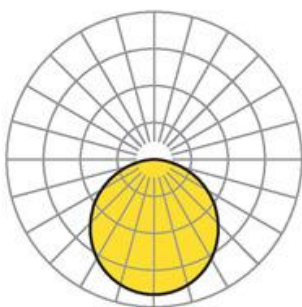
- Article No.: 6261206164
- Housing material: Aluminium
- Housing colour: aluminium, naturally anodised
- Light distribution: direct distribution
- Type of installation: Individual surface mounting
- Certification mark: IP 20, Protection class I, F, Indoor, CE

## Dimensions



- Dimensions LxWxH/DxH: 1212 x 1212 x 103 (mm)
- Mounting distance A1: 1120 (mm)
- Mounting distance A2: 900 (mm)
- Weight (net): 33.4 (kg)
- Cable entry KE X/Y: 0 (mm) / 568 (mm)

## Lighting/Electrical



- Placement: LED, Colour rendering/Light colour CRI  $\geq 80$  / 4000K
- Direct/Indirect: 100 % / 0 %
- UGR lat/lon: 21.5 / 21.5
- Luminaire luminous flux: 18400 (lm)
- LED service life: 050000h L80/B10
- Luminaire luminous efficacy: 98 (lm/W)
- System output: 187 (W)
- Controller: Electronic driver DALI (4 pcs.)
- Mains voltage max.: 230 V / 50 Hz
- Energy efficiency class: B