

lichtwerk
inspired by light

21
22

Table structure

The tabular structure enables an overview of the essential features.

Type	Designation of the luminaire	LED Specification	Luminous flux lumen (lm) Colour rendering index RA Colour temperature Kelvin (K)	NEW	Item-number	→ the last digit of the article number indicates the housing colour	→ ...1	Luminaire weight net (without packaging)
Type	LED Specification	P _{sys} (W)	Driver	Item-number	Colour	Colour	Colour	kg
Sample luminaire	LED 2400lm 840 LB	20	ED	543 3044 10...	■ ...5	□ ...1	■ ...4	3
	LED 4500lm 840 LB	41	DALI	543 3144 10...	■ ...5	□ ...1	■ ...4	3


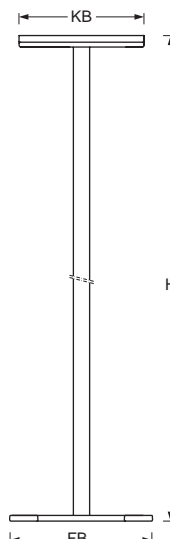
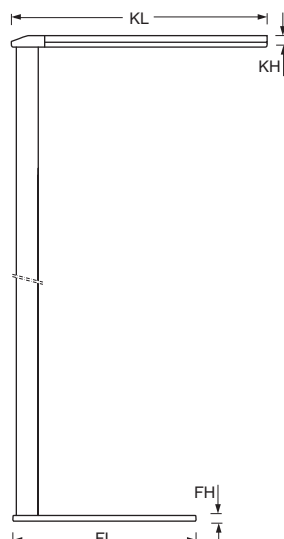
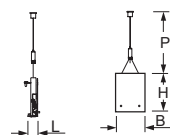
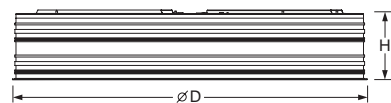
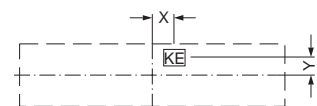
P_{sys} | Lighting system performance

Driver

- ED | Electronic Driver, non dimmable
- DALI | Electronic Driver, DALI, dimmable
- DALI DT8 | Electronic Driver, DALI, dimmable, adjustable light colour
- Tast dim | dimmable via push button
- NL-B | Emergency light battery powered

Colour code/colour

- | aluminium natural anodized
- | traffic white (similar RAL 9016)
- wa | withe-aluminium (similar RAL 9006)
- | deep black (similar RAL 9005)
- sg | silver grey
- | stainless steel
- cr | chrome
- si | silver
- tc | translucent
- cl | clear
- gr | grit grey



Definition of measurement table variants

L | Length

□L | Length/Width for square luminaires

L2 | Additional length

B | Width

H | Height

ØD | Diameter

FL | Length of luminaire base

FB | Width of luminaire base

FD | Diameter of luminaire base

T | Depth

KE | Cable infeed

KL | Length of luminaire head or ballast box

KB | Width of luminaire head or ballast box

KH | Height of luminaire head or ballast box

KD | Diameter of luminaire head or ballast box

A1 | Fixing distance in case of single mounting

A2 | Fixing distance between the luminaires in case of light run mounting

X | Distance from centre of the luminaire to the electrical feed in (x direction = length)

Y | Distance from centre of the luminaire to the electrical feed in (y direction = width)

SL | Length of cut for recessed luminaires

SB | Width of cut for recessed luminaires

SD | Diameter of cut for recessed luminaires

e | Minimum necessary depth for luminaire mounting

ML | Modul (axis) Length

MB | Modul (axis) Width

P | Wire suspension

P min/max | Min./Max. length wire suspension

DS min/max | Min./Max. ceiling thickness in case of suspended ceiling



for ceilings with visible T-rails



for cut-out ceilings

Recessed luminaires



Surface mounted luminaires



Pendant luminaires



Phase-track and luminaires



Lighting systems



Downlights



Wall luminaires
Standing luminaires



Light furniture



Glass luminaires



Control
Information







Recessed luminaires

Recessed luminaires



pilo-EOTBT P. 06



pilo-EOTB/400 P. 10



taro-EMP HCL P. 14



lopia Q-EMP P. 28



lopia Q-EG P. 32



epic R-EF P. 36



fino-EK P. 50



INDEX



taro-EG **HCL** P. 18



lopia R-EMP P. 22



lopia R-EG P. 24



epic Q-EF P. 40



fino-EOB P. 44



fino-EMP P. 46



micro-EFAT P. 54




micro-EGT P. 58



micro-EFA P. 62





pilo-EOTBT

IP20       

Housing

Extremely flat and rimless recessed luminaire, made of sheet steel. Suitable for ceilings with visible T-rails 24mm. In combination with mounting frame pilo-ER also for cut out ceilings. Bottom of the housing one-piece with hole pattern. Housing powder-coated traffic white (similar to RAL 9016) or deep black (similar to RAL 9005). Other RAL colouring available on request.

Lighting technology -EOTBT

Direct narrow-wide light distribution.

Fully integrated translucent lens optics made of acrylic.

For VDU workstations $65^\circ < 3000\text{cd/m}^2$, $\text{UGR} \leq 19$ according to DIN EN 12464-1.

Rated life time = L80 B10 50.000h.


Light colour: 4000K. Optional: 3000K. Other light colours on request.



Miscellaneous

Electrical connection via three-pole or for dimmable luminaires, five-pole feed-in and connection terminal with plug-in technology, with integrated protective earth connection and unlocking button, suitable for rigid and flexible cables up to 2,5mm².

Accessories

pilo-ER mounting frame for cut-out ceilings must be ordered separately.

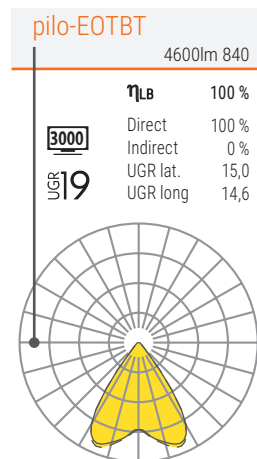











Type	Ceiling	□ L	H	ML	MB	e
pilo-EOTBT/625		618	37	625	625	120
pilo-EOTBT/600		593	37	600	600	120




for cut-out ceilings with mounting frame pilo-ER



Type	Ceiling	□ L	H	SL	SB	e	DS min/max
pilo-EOTBT/625 + pilo-ER		655	72	642	642	120	10-25



Type	LED Specification	P _{sys} (W)	Driver	Item-number	Colour	Colour	kg
pilo-EOTBT/625	LED 4600lm 840	38	ED	768 3044 10...	 ...0	 ...4	5,9
	LED 4600lm 840	38	DALI	768 3046 60...	 ...0	 ...4	5,9
pilo-EOTBT/600	LED 4600lm 840	38	ED	768 3044 11...	 ...0	 ...4	5,7
	LED 4600lm 840	38	DALI	768 3046 61...	 ...0	 ...4	5,7


► Please refer to the current data for LED luminaires at www.lichtwerk.de



Accessories	Type	Details	Item-number	Colour	Colour	kg
Mounting frame	pilo-ER 625	Mounting frame for cut out ceiling	768 5000 10...	 ...0	 ...4	1,8







pilo-EOTB/400

IP20 ≤ 19      

Housing

Extremely flat, frameless recessed luminaire made of sheet steel. Suitable for cut-out ceilings. Bottom of the housing one-piece with hole pattern. Traffic white (similar to RAL 9016) or deep black (similar to RAL 9005). Toolless mounting by means of fixing springs.

Lighting technology -EOTB

Direct distribution, narrow and wide beam.

Fully integrated translucent Individual Lens Optic made of acrylic.


UGR ≤ 19 . Rated life time = L80 B10 50.000h.

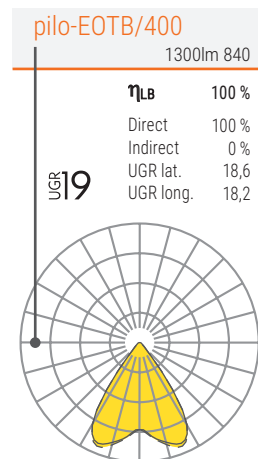
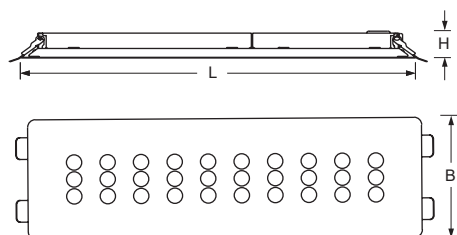
Light colour: 4000K. Optional: 3000K. Other light colours on request.






Miscellaneous

Electrical connection via three-pole or for dimmable luminaires, five-pole feed-in and connection terminal with plug-in technology, with integrated protective earth connection and unlocking button, suitable for rigid and flexible cables up to 2,5mm².



Type	Ceiling	L	B	H	ML	MB	e	DS min/max
pilo-EOTB/400		360	110	42	350	90	70	10-25



Type	LED Specification	P _{sys} (W)	Driver	Item-number	Colour	Colour	 kg
pilo-EOTB/400	LED 1400lm 840	11	ED	768 3044 13...	 ...0	 ...4	5,9
	LED 1400lm 840	11	DALI	768 3046 63...	 ...0	 ...4	5,9

► Please refer to the current data for LED luminaires at www.lichtwerk.de







• taro-EMP

IP54        

Housing

Sheet steel housing suitable for ceilings with visible T-rails 24mm. Painted traffic white (similar to RAL 9016). Suitable for food and beverage industries according to DIN 10500/Food. The protection rating applicable to visible luminaire surface.

Lighting technology -EMP

Direct distribution.

Light distribution via microprismatic panel with conical glare elimination

For VDU workstations $65^\circ < 3000\text{cd/m}^2$, $\text{UGR} \leq 19$ according to DIN EN 12464-1.

Rated life time = L80 B10 100.000h.

Light colour: 4000K. Optional: 3000K. Other light colours on request.

HCL DALI DT8

Luminaire in tunable white technology for Human Centric Lighting.

927/warm white (2700K) - 965/daylight white (6500K) continuously



adjustable. Suitable controls for tunable white technology on request.

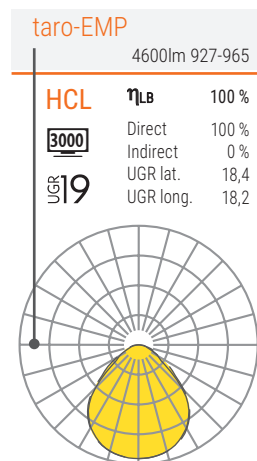
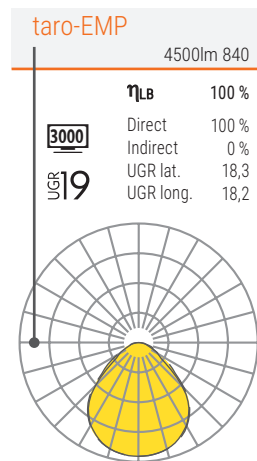
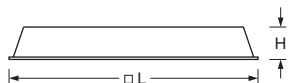
For VDU workstations $65^\circ < 3000\text{cd/m}^2$, $\text{UGR} \leq 19$ according to DIN EN 12464-1.


Rated life time = L80 B10 100.000h.

Miscellaneous

Electrical connection via three-pole or for dimmable luminaires, five-pole feed-in and connection terminal with plug-in technology, with integrated protective earth connection and unlocking button, suitable for rigid and flexible cables up to 2,5mm².


Type	Ceiling	□ L	H	ML	MB	e
taro-EMP/625		622	81	625	625	180
taro-EMP/600		597	81	600	600	180



Type	LED Specification	P _{Sys} (W)	Driver	Item-number	Colour	
taro-EMP/625	LED 4500lm 840	28	ED	722 0014 150	<input type="checkbox"/>	4,5
	LED 4500lm 840	28	DALI	722 0016 650	<input type="checkbox"/>	4,5
	LED 4600lm 927-965	38	DALI DT8	722 0066 950	<input type="checkbox"/>	4,5
taro-EMP/600	LED 4500lm 840	28	ED	722 6014 150	<input type="checkbox"/>	4,3
	LED 4500lm 840	28	DALI	722 6016 650	<input type="checkbox"/>	4,3

► Please refer to the current data for LED luminaires at www.lichtwerk.de







• taro-EG

IP54       

Housing

Sheet steel housing suitable for ceilings with visible T-rails 24mm. Painted traffic white (similar to RAL 9016). Suitable for food and beverage industries according to DIN 10500/Food. The protection rating applicable to visible luminaire surface.

Lighting technology -EG

Direct distribution.

Homogeneous illumination by satinised special acrylic panel, with high transmission. Rated life time = L80 B10 100.000h.



Light colour: 4000K. Optional: 3000K. Other light colours on request.

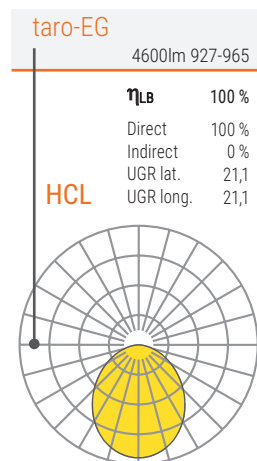
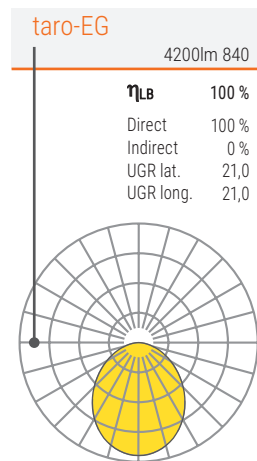
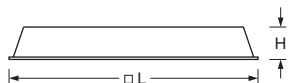
HCL DALI DT8







Luminaire in tunable white technology for Human Centric Lighting. 927/warm white (2700K) - 965/daylight white (6500K) continuously adjustable. Suitable controls for tunable white technology on request. Rated life time = L80 B10 100.000h.

Miscellaneous

Electrical connection via three-pole or for dimmable luminaires, five-pole feed-in and connection terminal with plug-in technology, with integrated protective earth connection and unlocking button, suitable for rigid and flexible cables up to 2,5mm².

Type	Ceiling	□ L	H	ML	MB	e
taro-EG/625		622	81	625	625	180
taro-EG/600		597	81	600	600	180



Type	LED Specification	P _{sys} (W)	Driver	Item-number	Colour	 kg
taro-EG/625	LED 4500lm 840	28	ED	722 0014 110		4,5
	LED 4500lm 840	28	DALI	722 0016 610		4,5
	LED 4600lm 927-965	38	DALI DT8	722 0066 910		4,5
taro-EG/600	LED 4500lm 840	28	ED	722 6014 110		4,3
	LED 4500lm 840	28	DALI	722 6016 610		4,3

► Please refer to the current data for LED luminaires at www.lichtwerk.de







• lopia R-EMP

IP20     

Housing

Round housing made of sheet steel with minimalistic rim, for cut out ceilings. Painted traffic white (similar to RAL 9016) or white aluminium (similar to 9006). Other colours on request. Sizes 300, 400 and 600 mounted via clips (included). Wire suspension for size 600 is optional available.

Lighting technology R-EMP

Direct distribution.

Light distribution via microprismatic panel with conical glare elimination

For VDU workstations $65^\circ < 3000\text{cd/m}^2$, $\text{UGR} \leq 19$ according to DIN EN 12464-1.

Rated life time = L80 B10 100.000h.

Light colour: 4000K. Optional: 3000K. Other light colours on request.

Miscellaneous




Separate pluggable driver unit. Electrical connection via three-pole or for dimmable luminaires, five-pole feed-in and connection terminal with plug-in technology, with integrated protective earth connection and unlocking button, suitable for rigid and flexible cables up to 2,5mm².

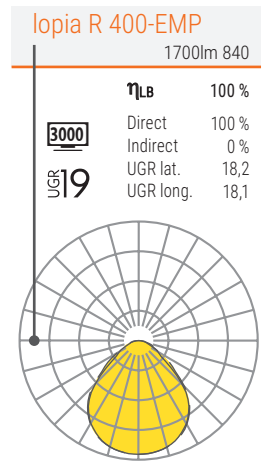
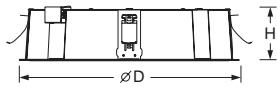
Accessories








lopia-SAS optional wire suspension to bare ceiling must be ordered separately.

lopia-EM reinforcing for mineral fibre ceilings must be ordered separately.




Type	Ceiling	D	H	SD	e	DS min/max
lopia R 300		360	77	345	78	10-25
lopia R 400		440	107	425	108	10-25
lopia R 600		640	107	625	108	10-25



Type	LED Specification	P _{sys} (W)	Driver	Item-number	Colour	Colour	
lopia R 300-EMP	LED 1100lm 840	8	ED	366 3044 15...	<input type="checkbox"/> ...0	 ...6	2,0
	LED 1100lm 840	8	DALI	366 3046 65...	<input type="checkbox"/> ...0	 ...6	2,0
lopia R 400-EMP	LED 1700lm 840	13	ED	366 4044 15...	<input type="checkbox"/> ...0	 ...6	2,7
	LED 1700lm 840	13	DALI	366 4046 65...	<input type="checkbox"/> ...0	 ...6	2,7
lopia R 600-EMP	LED 3800lm 840	38	ED	366 6044 15...	<input type="checkbox"/> ...0	 ...6	6,5
	LED 3800lm 840	38	DALI	366 6046 65...	<input type="checkbox"/> ...0	 ...6	6,5

► Please refer to the current data for LED luminaires at www.lichtwerk.de

Accessories	Type	Details	Item-number	
Reinforcing	lopia-EM R 300	Insert for mineral fibre ceilings for lopia R300 625x625	366 3200 000	1,3
	lopia-EM/6 R 300	Insert for mineral fibre ceilings for lopia R300 600x600	366 3260 000	1,2
	lopia-EM R 400	Insert for mineral fibre ceilings for lopia R400 625x625	366 4200 000	1,3
	lopia-EM/6 R 400	Insert for mineral fibre ceilings for lopia R400 600x600	366 4260 000	1,2
Wire suspension	lopia-SAS R600	Wire suspension 2000mm to bare ceiling for lopia R 600	366 6080 000	0,06



• lopia R-EG

IP20    

Housing

Round housing made of sheet steel with minimalistic rim, for cut out ceilings. Painted traffic white (similar to RAL 9016) or white aluminium (similar to 9006). Other colours on request. Sizes 300, 400 and 600 mounted via clips (included), size 900 mounted with wire suspension to bare ceiling (included). Wire suspension also available for lopia 600 (optional).

Lighting technology R-EG

Direct distribution.

Homogeneous illumination by flush inserted satinised special acrylic pane with high transmission.

Rated life time = L80 B10 50.000h.

Light colour: 4000K. Optional: 3000K. Other light colours on request.

Miscellaneous





Separate pluggable driver unit. Electrical connection via three-pole or for dimmable luminaires, five-pole feed-in and connection terminal with plug-in technology, with integrated protective earth connection and unlocking button, suitable for rigid and flexible cables up to 2,5mm².

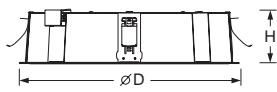
Accessories

lopia-SAS optional wire suspension to bare ceiling must be ordered separately.

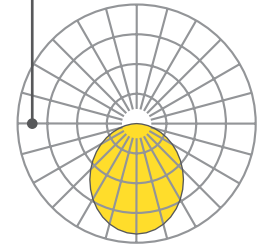
lopia-EM reinforcing for mineral fibre ceilings must be ordered separately.

















Type	Ceiling	D	H	SD	e	DS min/max
lopia R 300		360	77	345	78	10-25
lopia R 400		440	107	425	108	10-25
lopia R 600		640	107	625	108	10-25
lopia R 900		900	147	885	200	10-25



lopia R 400-EG	
4700lm 840	
η_{LB}	100 %
Direct	100 %
Indirect	0 %
UGR lat.	24,8
UGR long.	24,8



Type	LED Specification	P _{sys} (W)	Driver	Item-number	Colour	Colour	kg
lopia R 300-EG	LED 2000lm 840	13	ED	366 3044 18...	<input type="checkbox"/> ...0	 ...6	2,0
	LED 2000lm 840	13	DALI	366 3046 68...	<input type="checkbox"/> ...0	 ...6	2,0
lopia R 300-EG	LED 2800lm 840	21	ED	366 3144 18...	<input type="checkbox"/> ...0	 ...6	2,0
	LED 2800lm 840	21	DALI	366 3146 68...	<input type="checkbox"/> ...0	 ...6	2,0
lopia R 400-EG	LED 2900lm 840	21	ED	366 4044 18...	<input type="checkbox"/> ...0	 ...6	2,7
	LED 2900lm 840	21	DALI	366 4046 68...	<input type="checkbox"/> ...0	 ...6	2,7
lopia R 400-EG	LED 4700lm 840	36	ED	366 4144 18...	<input type="checkbox"/> ...0	 ...6	3,8
	LED 4700lm 840	36	DALI	366 4146 68...	<input type="checkbox"/> ...0	 ...6	3,8
lopia R 600-EG	LED 6600lm 840	56	ED	366 6044 18...	<input type="checkbox"/> ...0	 ...6	6,5
	LED 6600lm 840	56	DALI	366 6046 68...	<input type="checkbox"/> ...0	 ...6	6,5
lopia R 600-EG	LED 9900lm 840	91	ED	366 6144 18...	<input type="checkbox"/> ...0	 ...6	6,6
	LED 9900lm 840	91	DALI	366 6146 68...	<input type="checkbox"/> ...0	 ...6	6,6
lopia R 900-EG	LED 12200lm 840	82	ED	366 9044 18...	<input type="checkbox"/> ...0	 ...6	13,2
	LED 12200lm 840	82	DALI	366 9046 68...	<input type="checkbox"/> ...0	 ...6	13,2

► Please refer to the current data for LED luminaires at www.lichtwerk.de

Accessories	Type	Details	Item-number	kg
Reinforcing	lopia-EM R 300	Insert for mineral fibre ceilings for lopia R300 625x625	366 3200 000	1,3
	lopia-EM/6 R 300	Insert for mineral fibre ceilings for lopia R300 600x600	366 3260 000	1,2
	lopia-EM R 400	Insert for mineral fibre ceilings for lopia R400 625x625	366 4200 000	1,3
	lopia-EM/6 R 400	Insert for mineral fibre ceilings for lopia R400 600x600	366 4260 000	1,2
Wire suspension	lopia-SAS R600	Wire suspension 2000mm to bare ceiling for lopia R 600	366 6080 000	0,06







• lopia Q-EMP

IP20     

Housing

Housing made of sheet steel with minimalistic rim, for cut-out ceilings and ceilings with visible T-rails 24mm. Painted traffic white (similar to RAL 9016) or white aluminium (similar to RAL 9006). Other RAL colours on request.

Lighting technology Q-EMP

Direct distribution.

Light distribution via microprismatic panel with conical glare elimination.

For VDU workstations $65^\circ < 3000\text{cd/m}^2$, $\text{UGR} \leq 19$ according to DIN EN 12464-1.

Rated life time = L80 B10 50.000h.


Light colour: 4000K Optional: 3000K. Other light colours on request.



Miscellaneous

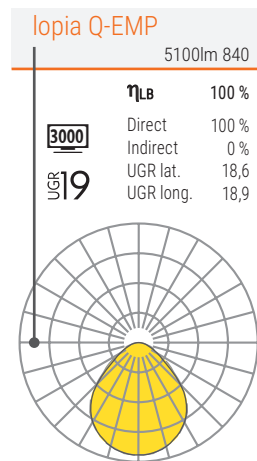
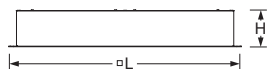
Electrical connection via three-pole or for dimmable luminaires, five-pole feed-in and connection terminal with plug-in technology, with integrated protective earth connection and unlocking button, suitable for rigid and flexible cables up to 2,5mm².




Accessories

UBS mounting bracket for lopia Q 625-EMP installation in cut-out ceilings must be ordered separately.




Type	Ceiling	□L	H	SL/SB	ML/MB	e	DS min/max
lopia Q 625		622	94		625	300	15-45
lopia Q 625		622	94	610		150	15-45



Type	LED Specification	P _{sys} (W)	Driver	Item-number	Colour	Colour	 kg
lopia Q 625-EMP	LED 5100lm 840	35	ED	368 2234 10...	 ...0	 ...5	6,6
	LED 5100lm 840	35	DALI	368 2236 60...	 ...0	 ...5	6,6

► Please refer to the current data for LED luminaires at www.lichtwerk.de

Accessories	Type	Details	Item-number	 kg
Mounting mechanics	UBS	Mounting brackets (Set) for lopia Q 625 installation in cut-out ceilings	723 8000 100	0,75







lopia Q-EG

IP20    

Housing

Housing made of sheet steel with minimalistic rim, for cut-out ceilings and ceilings with visible T-rails 24mm. Painted traffic white (similar to RAL 9016) or white aluminium (similar to RAL 9006). Other RAL colours on request.

Lighting technology Q-EG

Direct distribution.

Homogeneous illumination by satinised special acrylic pane, with high transmission. Versions lopia Q- 625/600-EG 3300lm for VDU workstations according to DIN EN 12464-1, $65^\circ < 3000\text{cd/m}^2$.

Rated life time = L80 B10 50.000h.

Light colour: 4000K. Optional: 3000K. Other light colours on request.


Miscellaneous




lopia Q-EG 330 comes with external pluggable supply unit. Electrical connection via three-pole or for dimmable luminaires, five-pole feed-in and connection terminal with plug-in technology, with integrated protective earth connection and unlocking button, suitable for rigid and flexible cables up to 2,5mm².

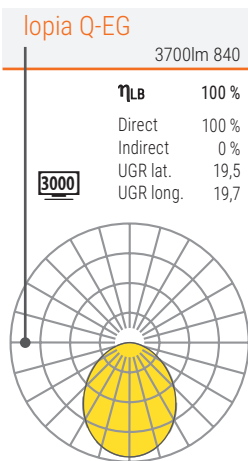
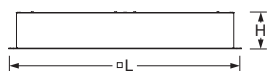
Accessories













UBS mounting bracket for lopia Q 625-EG installation in cut-out ceilings must be ordered separately.

lopia-EM reinforcing for lopia Q-EG 330 ceiling panel installation must be ordered separately.



Type	Ceiling	□L	H	SL/SB	ML/MB	e	DS min/max
lopia Q 330		330	102	315		120	10-20
lopia Q 625		622	94		625	300	15-45
lopia Q 625		622	94	610		150	15-45



Type	LED Specification	P _{sys} (W)	Driver	Item-number	Colour	Colour	kg
lopia Q 330-EG	LED 2400lm 840	23	ED	368 0144 18...	 ...0	 ...5	2,4
	LED 2400lm 840	23	DALI	368 0146 68...	 ...0	 ...5	2,4
lopia Q 625-EG	LED 3700lm 840	27	ED	368 2234 18...	 ...0	 ...5	6,6
	LED 3700lm 840	27	DALI	368 2236 68...	 ...0	 ...5	6,6
lopia Q 625-EG	LED 4800lm 840	35	ED	368 2244 18...	 ...0	 ...5	6,9
	LED 4800lm 840	35	DALI	368 2246 68...	 ...0	 ...5	6,9

► Please refer to the current data for LED luminaires at www.lichtwerk.de

Accessories	Type	Details	Item-number	kg
Mounting reinforcing	lopia-EM	Insert for mineral fibre ceilings for lopia Q 330, 625x625	368 3200 000	1,3
	lopia-EM/6	Insert for mineral fibre ceilings for lopia Q 330, 600x600	368 3260 000	1,2
Mounting mechanics	UBS	Fixing brackets (Set) for lopia Q 625 mounting in cut-out ceilings	723 8000 100	0,75







• epic R-EF

IP20    

Housing

Round aluminium profile, natural anodised.
Surrounding shadow joint between housing and flat inserted film frame.
Minimal dirt ingress via sealing lip between frame and housing.
For cut-out ceilings.

Lighting technology R-EF




Direct distribution.
Aluminium profile set flush in the ceiling with translucent film for a homogenous illumination appearance.
Light colour: 4000K. Optional: 3000K. Other light colours on request.

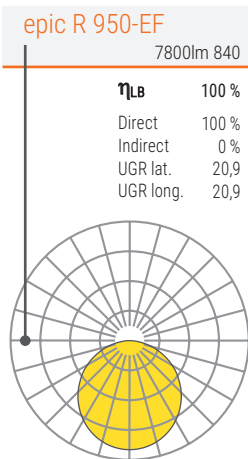
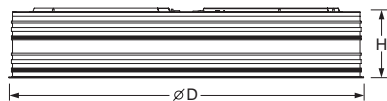
Miscellaneous







Electrical connection via three-pole or for dimmable luminaires, five-pole feed-in and connection terminal with plug-in technology, with integrated protective earth connection and unlocking button, suitable for rigid and flexible cables up to 2,5mm².

Accessories

Mounting on site or via wire suspension kit, to be ordered separately.
Extraction tool for removing the film frame, to be ordered separately.

Type	Ceiling	D	H	SD	e
epic R 950		980	178	968	240
epic R 1280		1310	184	1298	240
epic R 1560		1590	184	1578	240



Type	LED Specification	P _{sys} (W)	Driver	Item-number	Colour	kg
epic R 950-173-EF	LED 7800lm 840	111	ED	625 0954 154		20
	LED 7800lm 840	111	DALI	625 0956 154		20
epic R 1280-173-EF	LED 15200lm 840	218	ED	625 1284 154		35
	LED 15200lm 840	218	DALI	625 1286 154		35
epic R 1560-173-EF	LED 22000lm 840	314	ED	625 1564 154		47
	LED 22000lm 840	314	DALI	625 1566 154		47

► Please refer to the current data for LED luminaires at www.lichtwerk.de

Accessories	Type	Details	Item-number	kg
Wire suspension kit	epic R-E	Wire suspension kit 2000mm for epic R-E	630 0000 100	0,5
Film frame extractor tool (Set)	epic R	Film frame extractor tool for epic R	630 0000 110	0,1







• epic Q-EF

IP20    

Housing

Aluminium profile, natural anodised. Surrounding shadow joint between housing and flat inserted film frame. Minimal dirt ingress via sealing lip between frame and housing. For cut-out ceilings.
epic Q 1200 also suitable for ceilings with visible T-rails.

Lighting technology Q-EF





Direct distribution.
Aluminium profile set flush in the housing with translucent film for a homogenous appearance.
Light colour: 4000K. Optional: 3000K. Other light colours on request.

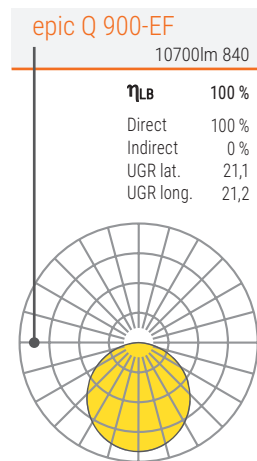
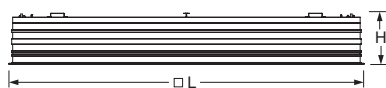
Miscellaneous









Electrical connection via three-pole or for dimmable luminaires, five-pole feed-in and connection terminal with plug-in technology, with integrated protective earth connection and unlocking button, suitable for rigid and flexible cables up to 2,5mm². Connection cable pre-mounted.

Accessories

Mounting on site or via wire suspension kit, to be ordered separately.
Extraction tool for removing the film frame, to be ordered separately.

Type	Ceiling	□ L	H	□ SL	e
epic Q 600		630	96	618	160
epic Q 900		930	96	918	160
epic Q 1200		1238	103	1226	160
epic Q 1500		1530	103	1518	160




Type	LED Specification	P _{sys} (W)	Driver	Item-number	Colour	kg
epic Q 600-88-EF	LED 4800lm 840	47	ED	624 0604 164		12
	LED 4800lm 840	47	DALI	624 0606 164		12
epic Q 900-88-EF	LED 10700lm 840	105	ED	624 0904 164		19
	LED 10700lm 840	105	DALI	624 0906 164		19
epic Q 1200-88-EF	LED 18400lm 840	187	ED	624 1204 164		34
	LED 18400lm 840	187	DALI	624 1206 164		34
epic Q 1500-88-EF	LED 28800lm 840	292	ED	624 1504 164		42
	LED 28800lm 840	292	DALI	624 1506 164		42

► Please refer to the current data for LED luminaires at www.lichtwerk.de

Accessories	Type	Details	Item-number	kg
Wire suspension kit	epic Q-E	Wire suspension kit 2000mm for epic Q-E	630 0000 100	0,5
Film frame extractor tool (Set)	epic Q	Film frame extractor tool for epic Q	630 0000 110	0,1







• fino-EOB

IP20    

Housing

Aluminium profile, natural anodised, for cut-out ceilings.
Trapezoid tray made of sheet steel with holepattern on the bottom and lateral openings for light emission. Mounting via swivel bracket or optional wire suspension. Powder-coated traffic white (similar to RAL 9016) or deep black (similar to RAL 9005). Other RAL colouring available on request.

Lighting technology -EOB

Direct/indirect distribution.
Fully integrated translucent lens optics made of acrylic with additional lateral transmission. Rated life time = L80 B10 50.000h.
Light colour: 4000K. Optional: 3000K. Other light colours on request.





Miscellaneous

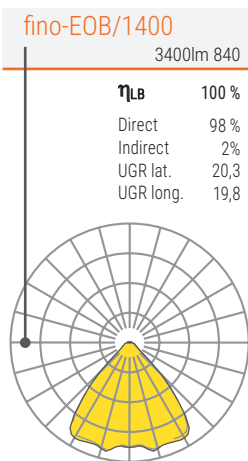
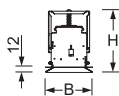
Electrical connection via three-pole or for dimmable luminaires, five-pole feed-in and connection terminal with plug-in technology, with integrated protective earth connection and unlocking button, suitable for rigid and flexible cables up to 2,5mm².


Accessories

fino-ETS optional wire suspension to bare ceiling must be ordered separately.



Type	Ceiling	L	B	H	SL	SB	e	DS min/max
fino-EOB/0900		944	86	141	934	77	135	11-30
fino-EOB/1400		1404	86	141	1394	77	135	11-30
fino-EOB/1900		1864	86	141	1854	77	135	11-30
fino-EOB/2800		2784	86	141	2774	77	135	11-30



Type	LED Specification	P _{sys} (W)	Driver	Item-number	Colour	Colour	 kg
fino-EOB/0900	LED 2200lm 840	18	ED	135 1244 10...	<input type="checkbox"/> ...0	<input checked="" type="checkbox"/> ...4	3,7
	LED 2200lm 840	18	DALI	135 1246 60...	<input type="checkbox"/> ...0	<input checked="" type="checkbox"/> ...4	3,7
fino-EOB/1400	LED 3400lm 840	27	ED	135 1344 10...	<input type="checkbox"/> ...0	<input checked="" type="checkbox"/> ...4	5,1
	LED 3400lm 840	27	DALI	135 1346 60...	<input type="checkbox"/> ...0	<input checked="" type="checkbox"/> ...4	5,1
fino-EOB/1900	LED 4500lm 840	36	ED	135 1444 10...	<input type="checkbox"/> ...0	<input checked="" type="checkbox"/> ...4	6,8
	LED 4500lm 840	36	DALI	135 1446 60...	<input type="checkbox"/> ...0	<input checked="" type="checkbox"/> ...4	6,8
fino-EOB/2800	LED 6700lm 840	54	ED	135 1644 10...	<input type="checkbox"/> ...0	<input checked="" type="checkbox"/> ...4	10
	LED 6700lm 840	54	DALI	135 1646 60...	<input type="checkbox"/> ...0	<input checked="" type="checkbox"/> ...4	10

► Please refer to the current data for LED luminaires at www.lichtwerk.de

Accessories	Type	Details	Item-number	 kg
Wire suspension	fino-ETS Set/Paar	Wire suspension 2000mm	135 0080 105	0,1



• fino-EMP

IP20    

Housing

Aluminium profile, natural anodised. For cut-out ceilings.
Fixing via swivel bracket or wire suspension.

Lighting technology -EMP

Direct distribution.

Transparent polycarbonate extruded profile with inserted micro-prismatic diffuser and white reflectors.

Rated life time = L80 B10 50.000h.

Light colour: 4000K. Optional: 3000K. Other light colours on request.





Miscellaneous

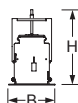
Electrical connection via three-pole or for dimmable luminaires, five-pole feed-in and connection terminal with plug-in technology, with integrated protective earth connection and unlocking button, suitable for rigid and flexible cables up to 2,5mm².

Accessories

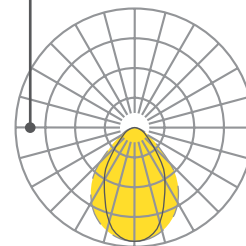
SH 55 suction pad for removing the diffuser must be ordered separately.










fino-ETS optional wire suspension to bare ceiling must be ordered separately.

Type	Ceiling	L	B	H	SL	SB	e	DS min/max
fino-EMP/1100		1163	86	130	1153	77	135	11-30
fino-EMP/1400		1444	86	130	1434	77	135	11-30
fino-EMP/2200		2292	86	130	2282	77	135	11-30
fino-EMP/2800		2854	86	130	2844	77	135	11-30



fino-EMP/1400	
3600lm 840	
η_{LB}	100 %
Direct	100 %
Indirect	0%
UGR lat.	19,9
UGR long.	21,7



Type	LED Specification	P _{sys} (W)	Driver	Item-number	Colour	 kg
fino-EMP/1100	LED 2900lm 840	24	ED	135 4144 150		3,9
	LED 2900lm 840	24	DALI	135 4146 650		3,9
fino-EMP/1400	LED 3600lm 840	29	ED	135 5144 150		4,8
	LED 3600lm 840	29	DALI	135 5146 650		4,8
fino-EMP/2200	LED 5800lm 840	47	ED	135 8144 150		7,8
	LED 5800lm 840	47	DALI	135 8146 650		7,8
fino-EMP/2800	LED 7200lm 840	59	ED	135 0144 150		9,6
	LED 7200lm 840	59	DALI	135 0146 650		9,6

► Please refer to the current data for LED luminaires at www.lichtwerk.de

Accessories	Type	Details	Item-number	Colour	 kg
Suction pad	SH 55	Suction pad for fino-EMP pane	903 0055 100		0,1
Wire suspension	fino-ETS Set/Pair	Wire suspension 2000mm	135 0080 105		0,1







• fino-EK

IP20    

Housing

Aluminium profile, natural anodised. For cut-out ceilings.
Fixing via swivel bracket or wire suspension.

Lighting technology -EK





Direct distribution.
White-opal satin-finished polycarbonate extruded profile with white reflectors
Rated life time = L80 B10 50.000h.
Light colour: 4000K. Optional: 3000K. Other light colours on request.

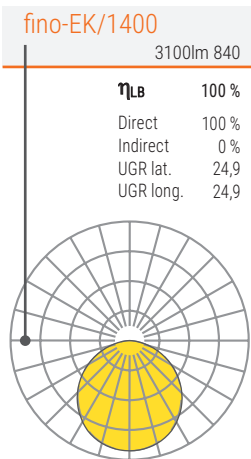
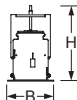
Miscellaneous










Electrical connection via three-pole or for dimmable luminaires, five-pole feed-in and connection terminal with plug-in technology, with integrated protective earth connection and unlocking button, suitable for rigid and flexible cables up to 2,5mm².

Accessories

SH 55 suction pad for removing the diffuser must be ordered separately.
fino-ETS optional wire suspension to bare ceiling must be ordered separately.

Type	Ceiling	L	B	H	SL	SB	e	DS min/max
fino-EK/1100		1163	86	130	1153	77	135	11-30
fino-EK/1400		1444	86	130	1434	77	135	11-30
fino-EK/2200		2292	86	130	2282	77	135	11-30
fino-EK/2800		2854	86	130	2844	77	135	11-30




Type	LED Specification	P _{sys} (W)	Driver	Item-number	Colour	 kg
fino-EK/1100	LED 2500lm 840	24	ED	135 4144 180		3,7
	LED 2500lm 840	24	DALI	135 4146 680		3,7
fino-EK/1400	LED 3100lm 840	29	ED	135 5144 180		4,6
	LED 3100lm 840	29	DALI	135 5146 680		4,6
fino-EK/2200	LED 5000lm 840	47	ED	135 8144 180		7,4
	LED 5000lm 840	47	DALI	135 8146 680		7,4
fino-EK/2800	LED 6300lm 840	59	ED	135 0144 180		9,2
	LED 6300lm 840	59	DALI	135 0146 680		9,2

► Please refer to the current data for LED luminaires at www.lichtwerk.de

Accessories	Type	Details	Item-number	Colour	 kg
Suction pad	SH 55	Suction pad for fino-EMP pane	903 0055 100		0,1
Wire suspenion	fino-ETS Set/Pair	Wire suspension 2000mm	135 0080 105		0,1







• micro-EFAT Wallwasher

IP20      

Housing

Sheet steel, painted traffic white (similar to RAL 9016) for ceilings with visible T-rails 24mm. LED support unit made from aluminium profile, natural anodised.

Lighting technology -EFAT

Direct asymmetrical distribution.



Light distribution via Fresnel-lens made from acrylic.


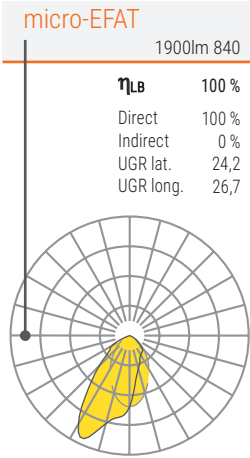
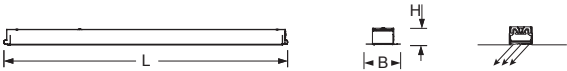
Rated life time = L80 B10 50.000h.


Light colour: 4000K. Optional: 3000K. Other light colours on request.

Miscellaneous

External supply unit wired ready for operation with luminaire. Electrical connection via three-pole or for dimmable luminaires, five-pole feed-in and connection terminal with plug-in technology, with integrated protective earth connection and unlocking button, suitable for rigid and flexible cables up to 2,5mm².

Type	Ceiling	L	B	H	SB	ML/MB	e
micro-EFAT/625		623	57	27	36	625	60
micro-EFAT/600		598	57	27	36	600	60




Type	LED Specification	P _{sys} (W)	Driver	Item-number	Colour	 kg
micro-EFAT/625	LED 1900lm 840	18	ED	732 2144 190	<input type="checkbox"/>	1,5
	LED 1900lm 840	18	DALI	732 2146 690	<input type="checkbox"/>	1,5
micro-EFAT/600	LED 1900lm 840	18	ED	733 2144 190	<input type="checkbox"/>	1,5
	LED 1900lm 840	18	DALI	733 2146 690	<input type="checkbox"/>	1,5

► Please refer to the current data for LED luminaires at www.lichtwerk.de







micro-EGT

IP20     

Housing

Sheet steel, painted traffic white (similar to RAL 9016) for ceilings with visible T-rails 24mm. LED support unit made from aluminium profile, natural anodised.

Lighting technology -EGT

Direct symmetrical distribution.



Light distribution via white-opal satin-finished acrylic profile.


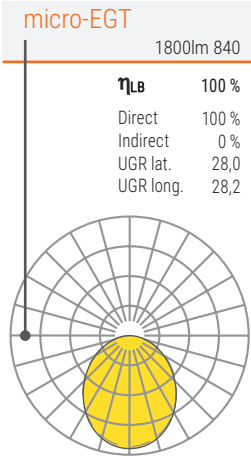
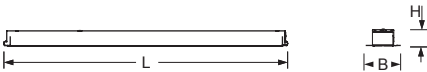
Rated life time = L80 B10 50.000h.


Light colour: 4000K. Optional: 3000K. Other light colours on request.

Miscellaneous

External supply unit wired ready for operation with luminaire. Electrical connection via three-pole or for dimmable luminaires, five-pole feed-in and connection terminal with plug-in technology, with integrated protective earth connection and unlocking button, suitable for rigid and flexible cables up to 2,5mm².

Type	Ceiling	L	B	H	SB	ML/MB	e
micro-EGT/625		623	57	27	36	625	60
micro-EGT/600		598	57	27	36	600	60



Type	LED Specification	P _{sys} (W)	Driver	Item-number	Colour	 kg
micro-EGT/625	LED 1800lm 840	17	ED	732 2144 180	<input type="checkbox"/>	1,5
	LED 1800lm 840	17	DALI	732 2146 680	<input type="checkbox"/>	1,5
micro-EGT/600	LED 1800lm 840	17	ED	733 2144 180	<input type="checkbox"/>	1,5
	LED 1800lm 840	17	DALI	733 2146 680	<input type="checkbox"/>	1,5

► Please refer to the current data for LED luminaires at www.lichtwerk.de







• micro-EFA Wallwasher

IP20       

Housing

Sheet steel, painted traffic white (similar to RAL 9016) or white aluminium (similar to 9006). LED unit made from aluminium profile, natural anodised finish, arrangeable as optically continuous light-lines through easy removable end-caps.

Lighting technology -EFA

Direct asymmetrical distribution.

Light distribution via Fresnel-lens made from acrylic.

Rated life time = L80 B10 50.000h.

Light colour: 4000K. Optional: 3000K. Other light colours on request.




Miscellaneous

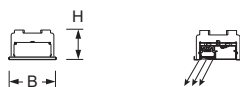
Electrical connection via three-pole or for dimmable luminaires, five-pole feed-in and connection terminal with plug-in technology, with integrated protective earth connection and unlocking button, suitable for rigid and flexible cables up to 2,5mm².

Accessories

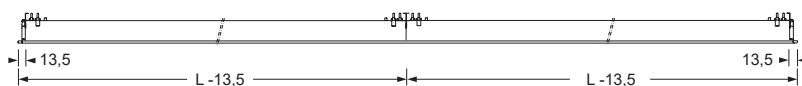
micro-DV through wiring kit for continuous light line installation must be ordered separately.



Type	Ceiling	L	B	H	SL	SB	e	DS min/max
micro-EFA/0800		876	110	57	856	100	60	10-20
micro-EFA/1100		1157	110	57	1137	100	60	10-20
micro-EFA/1400		1438	110	57	1418	100	60	10-20



Light line mounting



micro-EFA/1400

4800lm 840

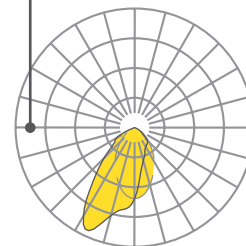
η_{LB} 100 %













Direct 100 %

Indirect 0 %

UGR lat. 24,3

UGR long. 26,7



Type	LED Specification	P _{sys} (W)	Driver	Item-number	Colour	Colour	kg
micro-EFA/0800	LED 2900lm 840	25	ED	731 3144 19...	 ...0	 ...6	3,0
	LED 2900lm 840	25	DALI	731 3146 69...	 ...0	 ...6	3,0
micro-EFA/1100	LED 3800lm 840	34	ED	731 4144 19...	 ...0	 ...6	3,8
	LED 3800lm 840	34	DALI	731 4146 69...	 ...0	 ...6	3,8
micro-EFA/1400	LED 4800lm 840	42	ED	731 5144 19...	 ...0	 ...6	4,7
	LED 4800lm 840	42	DALI	731 5146 69...	 ...0	 ...6	4,7

► Please refer to the current data for LED luminaires at www.lichtwerk.de

Accessories	Type	Details	Item-number	kg
LED through wiring kit	micro-DV	Through wiring kit 5x1,5 for light-line assembly	531 9000 100	0,2





Photo index

Page	Photographer	Project
Cover	designed by al mumtazza	Freepik.com
002 - 003	s.h.schroeder; Köln DE	World Conference Center; Bonn DE
008 - 009	lichtwerk GmbH; Königsberg DE	Gustav-Heinemann-Schule; Rastatt DE
012 - 013	lichtwerk GmbH; Königsberg DE	Harter Gebäudetechnik GmbH; Gerolzhofen DE
016 - 017	lichtwerk GmbH; Königsberg DE	Haßberg Kliniken; Haßfurt DE
020 - 021	Jake Campell; Kiel DE	Heinrich-Heine-Schule; Büdelsdorf DE
024 - 025	lichtwerk GmbH; Königsberg DE	Universität; Bayreuth DE
028 - 029	lichtwerk GmbH; Königsberg DE	Maria Ward Schule; Bamberg DE
032 - 033	lichtwerk GmbH; Königsberg DE	Maria Ward Schule; Bamberg DE
036 - 037	lichtwerk GmbH; Königsberg DE	Waldi Schuhfabrik; Haßfurt DE
040 - 041	lichtwerk GmbH; Königsberg DE	ZF Sachs; Schweinfurt DE
044 - 045	lichtwerk GmbH; Königsberg DE	Rendering
048 - 049	Jana Wenderoth; Kassel DE	Zahnarztpraxis Dr. Claar; Kassel DE
052 - 053	lichtwerk GmbH; Königsberg DE	Musikakademie; Hammelburg DE
056 - 057	lichtwerk GmbH; Königsberg DE	Realschule; Mellrichstadt DE
060 - 061	lichtwerk GmbH; Königsberg DE	Zahnarztpraxis Fronemann & Spitzl; Veitshöchheim DE
064 - 065	lichtwerk GmbH; Königsberg DE	Maria Ward Schule; Bamberg DE
066 - 067	lichtwerk GmbH; Königsberg DE	Musikakademie; Hammelburg DE
070 - 071	shutterstock; ImageFlow	Rendering lichtwerk GmbH; Königsberg DE
076 - 077	shutterstock; ImageFlow	Rendering lichtwerk GmbH; Königsberg DE
082 - 083	lichtwerk GmbH; Königsberg DE	BAUR Versand GmbH; Weismain DE
086 - 087	lichtwerk GmbH; Königsberg DE	BAUR Versand GmbH; Weismain DE
090 - 091	Jan-Eric Winkelmann; Rostock DE	Ernst-Moritz-Arndt Universität; Greifswald DE
094 - 095	Jana Wenderoth; Kassel DE	Werner-Wicker-Klinik; Reinhardshausen DE
100 - 101	Jana Wenderoth; Kassel DE	Werner-Wicker-Klinik; Reinhardshausen DE
104 - 105	Frank Freihofer; Kitzingen DE	Technologie und Gründerzentrum; Würzburg DE
110 - 111	uligraphics; Lichtenfels DE	Bodycare; Forchheim DE
114 - 115	Steffen Spitzner; Gera DE	Centogene; Rostock DE
118 - 119	Steffen Spitzner; Gera DE	Erwin-Fischer-Schule; Greifswald DE
122 - 124	Inga Paas; Köln DE	Goldener Ring; Düsseldorf DE
126 - 127	BSD Agentur; Mainz DE	Rendering
130 - 131	Gerhard Hagen; Bamberg DE	Fichtelgebirgsrealschule; Marktredwitz DE
134 - 135	lichtwerk GmbH; Königsberg DE	Schwimmbad; Königsberg DE
138 - 139	lichtwerk GmbH; Königsberg DE	Maria Ward Schule; Bamberg DE
140 - 141	lichtwerk GmbH; Königsberg DE	Maria Ward Schule; Bamberg DE
144 - 145	Steffen Spitzner; Gera DE	Erwin-Fischer-Schule; Greifswald DE
148 - 149	lichtwerk GmbH; Königsberg DE	Fränkische Rohrwerke; Königsberg DE
152 - 152	lichtwerk GmbH; Königsberg DE	Zahnarztpraxis Dr. Ambros; Knetzgau DE
153 - 153	lichtwerk GmbH; Königsberg DE	SRAM; Schweinfurt DE
160 - 161	shutterstock; ImageFlow	Rendering lichtwerk GmbH; Königsberg DE
172 - 173	lichtwerk GmbH; Königsberg DE	Rathaus; Knetzgau DE
182 - 183	istock; Peshkova	Rendering lichtwerk GmbH; Königsberg DE
186 - 187	lichtwerk GmbH; Königsberg DE	Musikakademie; Hammelburg DE
190 - 191	lichtwerk GmbH; Königsberg DE	Singer Ingenieur Consult GmbH; Bamberg DE
194 - 195	lichtwerk GmbH; Königsberg DE	Harter Gebäudetechnik GmbH; Gerolzhofen DE
198 - 199	lichtwerk GmbH; Königsberg DE	Harter Gebäudetechnik GmbH; Gerolzhofen DE
202 - 203	lichtwerk GmbH; Königsberg DE	AWT; Werneck DE
206 - 207	s.h.schroeder; Köln DE	World Conference Center; Bonn DE
210 - 211	lichtwerk GmbH; Königsberg DE	AUTARKIC; Eggolsheim DE
214 - 215	lichtwerk GmbH; Königsberg DE	Stadtwerke; Bad Kissingen DE
218 - 219	lichtwerk GmbH; Königsberg DE	Sanitätshaus Traub; Schweinfurt DE
222 - 223	lichtwerk GmbH; Königsberg DE	SRAM; Schweinfurt DE



Page	Photographer	Project
226 - 227	lichtwerk GmbH; Königsberg DE	Otto-Friedrich-Universität; Bamberg DE
230 - 231	lichtwerk GmbH; Königsberg DE	Otto-Friedrich-Universität; Bamberg DE
234 - 235	Oliver Kutý; Lübeck DE	Stadtwerke; Neustadt DE
238 - 239	lichtwerk GmbH; Königsberg DE	Arztpraxis Dr. Schorb; Haßfurt DE
240 - 241	lichtwerk GmbH; Königsberg DE	Möbel Wolf; Schweinfurt DE
245 - 245	lichtwerk GmbH; Königsberg DE	Singer Ingenieur Consult GmbH; Bamberg DE
248 - 249	iStock; Explora_2005	Rendering lichtwerk GmbH; Königsberg DE
254 - 255	iStock; Explora_2005	Rendering lichtwerk GmbH; Königsberg DE
258 - 259	lichtwerk GmbH; Königsberg DE	Wolf Möbel; Schweinfurt DE
262 - 263	H. Kaufmann; Euro Unitech Wien AT	BRUCHA; Michelhausen DE
	lichtwerk GmbH; Königsberg DE	Möbel Wolf; Schweinfurt DE
268 - 269	lichtwerk GmbH; Königsberg DE	Singer Ingenieur Consult GmbH; Bamberg DE
272 - 273	Jens Arbogast; Graben-Neudorf DE	Pneu Matthy GmbH; Karlsruhe DE
276 - 277	lichtwerk GmbH; Königsberg DE	Möbel Wolf; Schweinfurt DE
278 - 279	lichtwerk GmbH; Königsberg DE	Göhring Innenarchitektur; Lichtenfels DE
284 - 285	lichtwerk GmbH; Königsberg DE	BAUR Versand GmbH; Weismain DE
286 - 287	lichtwerk GmbH; Königsberg DE	Musikakademie, Hammelburg DE
310 - 311	lichtwerk GmbH; Königsberg DE	AWT; Werneck DE
314 - 315	lichtwerk GmbH; Königsberg DE	Musikakademie, Hammelburg DE
326 - 327	lichtwerk GmbH; Königsberg DE	Die Energie, Veitshöchheim DE
328 - 329	lichtwerk GmbH; Königsberg DE	Musikakademie, Hammelburg DE
340 - 341	lichtwerk GmbH; Königsberg DE	Arztpraxis Dr. Schorb; Haßfurt DE
342 - 343	lichtwerk GmbH; Königsberg DE	Göhring Innenarchitektur; Lichtenfels DE
354 - 355	lichtwerk GmbH; Königsberg DE	SRAM; Schweinfurt DE
356 - 357	Inga Paas; Köln DE	Gemeindezentrum DIE ARCHE; Wüstenrot DE
364 - 365	Boris Golz; Arnsberg DE	IGS - Integrierte Gesamtschule; Nienburg DE
368 - 369	Jana Wenderoth; Kassel DE	Hürner Funken GmbH; Mücke DE
372 - 373	lichtwerk GmbH; Königsberg DE	Optik Demmler; Bamberg DE
376 - 377	Jörg Wenderoth; Baunatal DE	Vom Fass; Kassel DE
380 - 381	Jana Wenderoth; Kassel DE	Firmenzentrale medDV; Fernwald DE
384 - 385	lichtwerk GmbH; Königsberg DE	Zahnarztpraxis Dr. Wenzel; Ringheim DE
390 - 391	lichtwerk GmbH; Königsberg DE	AWT; Werneck DE
394 - 395	lichtwerk GmbH; Königsberg DE	Regiolux GmbH; Königsberg DE
398 - 399	lichtwerk GmbH; Königsberg DE	Rendering
400 - 401	Tom Reindel; Düsseldorf DE	Medienhafen; Düsseldorf DE
406 - 407	Tom Reindel; Düsseldorf DE	Medienhafen; Düsseldorf DE
410 - 411	Inga Paas; Köln DE	Wiehler Wasserwelt; Wiehl DE
414 - 415	Inga Paas; Köln DE	Wiehler Wasserwelt; Wiehl DE
416 - 417	Danny Gohlke; Rostock DE	DJH Prora; Rügen DE
422 - 423	Frank Freihofer; Kitzingen DE	Pfarrzentrum; Limbach DE
426 - 427	Frank Freihofer; Kitzingen DE	Pfarrzentrum; Limbach DE
430 - 431	S. Meyer Architekturfotografie; Berlin DE	Gemeindezentrum; Stammheim DE
434 - 435	lichtwerk GmbH; Königsberg DE	Straßenmeisterei; Forchheim DE
438 - 439	lichtwerk GmbH; Königsberg DE	Straßenmeisterei; Forchheim DE
442 - 443	S. Meyer Architekturfotografie; Berlin DE	Gemeindezentrum; Stammheim DE
446 - 447	Frank Freihofer; Kitzingen DE	Pfarrzentrum; Limbach DE
450 - 451	S. Meyer Architekturfotografie; Berlin DE	Gemeindezentrum; Stammheim DE
454 - 455	lichtwerk GmbH; Königsberg DE	Rathaus; Knetzgau DE
468 - 469	lichtwerk GmbH; Königsberg DE	Maria Ward Schule; Bamberg DE



GTC - Sales and delivery conditions

1. General

1.1 These conditions of sale apply exclusively to companies, legal persons under public law or public-law special assets in the sense of § 310 paragraph 1 BGB (German Civil Code). The following conditions of sale apply exclusively for all offers and contracts regarding the delivery of goods by lichtwerk GmbH. They also apply for all future transactions with the Orderer when dealing with legal transactions of the related kind. The Orderer recognises the conditions as binding for him for all of the business relations. Modifications and amendments must be in written form. Conflicting or deviating terms and conditions of the Orderer are not terms of the contract, even if we do not expressly object to them. This will only be content of the respective contract in cases where we expressly approve the conflicting or deviating terms and conditions in writing.

1.2 We reserve our own rights of ownership, copyright and other intellectual property rights for all cost estimates, drawings and documents that are handed over to the Orderer during the contract negotiations. They may only be disclosed to third parties with our prior written permission. If an order is not issued, all transferred documents shall be returned immediately at our request. The Orderer does not have the right to use, retain or disseminate these documents.

2. Conclusion of the contract and scope of services

2.1 Our offers are not-binding and without obligation. In terms of the nature and scope of delivery, they will first be binding upon our written order confirmation. If an order is to be regarded as an offer according to § 145 BGB, we can accept this within two weeks by sending an order confirmation.

2.2 Verbal agreements, in particular supplementary agreements and commitments made by our employees, require our written confirmation to be effective.

2.3 For the delivery, we reserve the right to deviations of goods compared to the documents belonging to the offers, such as catalogues, illustrations, descriptions, drawings as well as weight and dimension information, provided they are commercial and reasonable for the Orderer and in particular do not impair quality and function.

3. Prices, deliveries and terms of payment

3.1 Prices and delivery

3.1.1 The prices are calculated in Euro exclusive of the legal VAT, which is invoiced separately according to the valid rate. The prices are calculated according to the prices valid at date of contract conclusion; if the delivery is made more than 4 months after contract conclusion, the prices valid at date of delivery can be invoiced.

3.1.2 Principally, prices shall be ex works excluding VAT, packaging, freight costs and insurance.

3.1.3 For a net order value of €1,500.00 or more, we deliver to the delivery location free of charge within Germany, whereby we provide the goods at the delivery location ready for unloading. Starting at €750.00, we charge half of the transportation charges for a delivery location within Germany. For a net order value below €250.00, we charge an additional small-volume surcharge of €25.00.

3.2 Terms of payment

3.2.1 Our invoices are to be paid within 30 days from the date of the invoice. For payment within eight days from the invoice date, we grant a 2 % discount. A payment is considered effected if we are able to access the funds. In the case of payment by cheque, payment is only considered effected when the cheque is redeemed by us.

3.2.2 The acceptance of cheques shall only be accepted on account of performance.

3.2.3 The Orderer's right of retention, as far as it is not based on the same contractual relationship, and the offsetting with contested or not legally determined claims is excluded.

3.2.4 If the Orderer is in default of payment as a whole or a part, he is bound - notwithstanding all other rights of the supplier - to pay from that point of time on default interests to the amount of 8 % annually above the base lending rate.

3.2.5 If the Orderer ceases payments or if bankruptcy is filed or mature checks or bills of exchange are not redeemed, all claims made by the supplier are immediately due.

4. Delivery times and acceptance obligations

4.1 The delivery period begins with the date of written agreement about the order between Orderer and supplier.

4.2 Hindrances beyond our responsibility, in particular acts of God, war, insurrection, strikes, transport disruptions, business disruptions, lack of material, official orders and other inevitable events that delay the delivery in whole or in part automatically lengthen the delivery period by the duration of such conditions. In such cases the parties have the right to withdraw from the contract in whole or in part.

4.3 In the event of a delayed delivery for which we are responsible, the Orderer can only assert his rights arising from the delay if the grace period he granted us has passed without result. If the Orderer proves in this case that he has incurred damages caused by the delay, he can claim a delay compensation for each completed week of the delay in the amount of 0.5% for the entire duration of the delay, but not to exceed 5% of the value of the goods not delivered on time. The right of the Orderer for exercising the right of withdrawal shall remain unaffected. Further-reaching claims shall only apply in cases of intent or gross negligence where liability is mandatory.

4.4 We are entitled to make reasonable installment deliveries.

4.5 If the Orderer causes a delay of dispatch or delivery of the goods or if the Orderer is otherwise in default in accepting the delivery of goods or should the Orderer intentionally violate other obligations to co-operate, we then have the right to claim compensation for any incurred damages in this respect, including any possible additional expenditure. Rights remain reserved for more extensive claims. Insofar as such aforesaid conditions apply, the risk of accidental loss or accidental deterioration of the purchased goods passes over to the Orderer at the precise point of time in which he is in default of acceptance or payment.

5. Dispatch, transfer of risk, returns

5.1 The risk is passed on to the Orderer when the goods leave the factory or a warehouse. Shipping takes place uninsured at the Orderer's risk. This also applies even if free delivery is agreed and also for deliveries by our transport staff. If the shipment is delayed as a result of circumstances for which the Orderer is responsible, the risk is transferred with our notification of readiness for shipment. If the shipment is delayed at the Orderer's request or at the fault of the Orderer, then we will store the goods at the Orderer's expense. The Orderer is required to check without delay whether the goods have been damaged during transportation and to immediately inform the carrier and deliverer of any damage or loss. Shipping takes place on behalf of the Orderer.

5.2 If the supplier has no statutory obligation to accept returned goods, the Orderer may only return goods with our express written consent and provided that they are undamaged and returned in the original packaging. 30% of the invoiced amount will be deducted from the credit note to cover processing costs. All reprocessing, freight, insurance and packaging costs are charged to the Orderer. Principally, it is not possible to return custom-made products.

6. Retention of Title

6.1 The goods remain our property until the fulfilment of all our entitled claims against the Orderer (goods subject to retention of title), even if the individual goods have been paid for. A pledge or chattel mortgage of the reserved goods is not permissible.

6.2 In the case of the permissible resale of the reserved goods within the ordinary course of business, the Orderer assigns us already now, until payment of all our claims, as collateral for its future claims towards his customers resulting of such resale without requiring any specific further explanations. This assignment also covers balance claims resulting from existing current account relationships or at their termination of the Orderer with his customers. If the reserved goods are sold together with other goods without agreeing upon an individual price for the reserved goods, the Orderer assigns us the priority over the other claims for such part of the total price claimed which corresponds to the value invoiced by us. Until revoked, the Orderer is authorized to collect the assigned demands from the resale, he is not entitled to dispose of them otherwise, e.g. by assignment. Upon our request, the Orderer must inform his customer about the assignment and to furnish us the necessary documents for the assertion of his rights towards the customer, e.g. to deliver invoices and to provide the required details.

6.3 If the purchaser does not meet all or a part of his payment obligations within 10 days after due date, if he does not cash due checks or if an application for insolvency is filed, we have the right to withdraw from the contract and to require the return of the goods. The purchaser is obliged to procure us with the possession of the goods. The Orderer grants us or any of our authorized representatives the access to all business premises during business hours. We are entitled to use the reserved goods with the diligence of a prudent businessman and to satisfy ourselves with the offsetting of open claims with their proceeds.

6.4 As long as the ownership has not been transferred, the Orderer is to inform us in writing immediately if the supplied item is seized or is exposed to other interventions by third parties. If the third party is unable to indemnify us for the costs of legal or out-of-court costs of a claim according to par.

771 ZPO (German Code of Civil Procedure), the Orderer is liable for our amount outstanding.

7. Warranty

7.1 We are liable for the defects of the goods (in the first instance under the exclusion of the Orderer's rights to back out of the contract or to reduce the purchase price) through rectification of the defect or replacement delivery at our choice. The Orderer shall grant us a reasonable time period to provide the rectification. If the supplementary performance does not work, the Orderer may basically according to his choice demand a cut of the compensation (decrease) or a cancellation of the contract. The improvement is considered failed after the second unsuccessful attempt, provided further improvement attempts are not appropriate due to the subject matter of the contract and are not reasonable to the Orderer. In case of a minor breach of contract, especially minor defects, the Orderer, however, does not have a right of cancellation.

7.2 Warranty rights of the Orderer require that the Orderer's obligations to make inspection and give notice of defects according to par. 377 HGB (German Commercial Code) have been properly fulfilled.

7.3 The Orderer must notify us concerning obvious defects within a period of 10 days after receipt of goods, otherwise the assertion of the warranty claim is excluded. Non-obvious defects must be claimed immediately when they are discovered or determined, otherwise they are deemed to be approved. For all presuppositions for claims he full burden of proof for lies with the Orderer, especially for the deficit itself, for the time period of the determination of the defect, and for the timeliness of the notice of defect.

7.4 If the Orderer, due to a deficiency in title or a material defect after failed subsequent performance, chooses to cancel the contract, he shall not be entitled to additional claims for damages due to the defect.

7.5 The warranty period amounts to one year from date of delivery of our goods to the Orderer.

7.6 The warranty obligation is void if the goods have suffered from improper handling or storage or if improper changes were made to them without the supplier's approval. We are not liable for subsequent changes to the lights, their internal circuitry, equipment or the lamps.

7.7 The condition of the goods only the product description of the manufacturer applies as agreed upon. Additional public statements or advertisements of the manufacturer do not represent a contractual statement on the nature of the goods.

7.8 In the event that the article of sale cannot be used by the Orderer as stipulated in the contract of sale as a result of negligent violation of collateral contractual duties, especially with regard to operating and maintenance instructions, we shall also be liable in accordance with paragraph 7.6.

In case of consulting we can only be held responsible if special payment was agreed in writing.

7.9 Claims made by the Customer against the Supplier for installation and disassembly costs, unless they serve to detect errors, costs of disposal and costs for hoisting devices and scaffolding shall be excluded. The Customer shall bear the costs of the necessary recommissioning, software reinstallations or software updates. Where the Supplier meets its cost absorption obligation pursuant to Article 478 of the German Civil Code with respect to other expenses necessary for supplementary performance, the Supplier shall be entitled to pay such expenses by means of a credit note for goods. A right to compensation for damages to the goods themselves shall be excluded. This does not apply, as far as compelling liability is given in cases of intent, gross negligence, lack of guaranteed product properties or the Product Liability Act.

8. Limitation on Liability

8.1 As far as it is not expressly stipulated otherwise in these conditions, the claims against us, our legal representatives and any person employed by us in the performance of our obligation and any vicarious agent resulting from damages, including consequential damages, which occur to the Orderer or a third party, in particular such damages resulting from fault at contract conclusion, culpable breach of an obligation and negligent and impermissible actions are excluded.

8.2 The aforesaid limitations of liability shall not affect the Orderer's product liability claims. In addition, we are liable for loss of life, physical injury and damage to health (regardless of existing limitation of liability according to the statutory provisions) that are caused by a negligent or wilful breach of duty on our part, our legal representatives or our assistants. We are liable under statutory provisions for damages that are not covered by clause 1 and that are based on fraudulent intent by us, our legal representatives or our assistants.

8.3 The Orderer's claim for damages for defect becomes time-barred after one year from date of delivery of the goods to the Orderer. This shall not apply if we can be accused of malice. In these cases, the statutory provisions apply.

9. Applicable law, place of jurisdiction

For these business relationships and all legal relationships between us and the Orderer, - including export contracts - the governing law of the Federal Republic of Germany applies exclusively. The application of the UN jurisdiction, concerning sales and purchase procedure, is excluded. If legally permissible, the place of jurisdiction for all disputes directly or indirectly resulting from a contractual relationship is, by our choosing, either Haßfurt or the court responsible for the Orderer's registered office. The place of fulfilment for deliveries and payments is also Haßfurt. If individual conditions of the contract including these GTC are partially ineffective or will be, the validity of the other conditions are not affected by it. The whole or partial ineffective condition should be replaced by conditions, whose economic purpose comes as close as possible to the ineffective one.



Contact

HEAD OFFICE KOENIGSBERG

SALES

T +49 9525 9827 0
info@lichtwerk.de

TECHNICAL SERVICE

T +49 9525 9827 1
lichtplanung@lichtwerk.de

GERMAN SALES FORCE

01 MECKLENBURG-VORPOMMERN
Gritt Schlemminger
M +49 151 14733968
gritt.schlemminger@lichtwerk.de

02 HAMBURG, SCHLESWIG-HOLSTEIN
Michael Brott
M +49 160 7177747
michael.brott@lichtwerk.de

Reinhard Froeschke
M +49 170 2089020
r.froeschke@froeschke-licht.de

03 HANNOVER
Ralf Reichel
M +49 160 7177738
ralf.reichel@lichtwerk.de

04 SACHSEN
Jörg Irmisch
M +49 172 8670062
joerg.irmisch@lichtwerk.de

Jürgen Bergmann
M +49 172 8670049
juergen.bergmann@lichtwerk.de

05 THÜRINGEN
Jens Schlothauer
M +49 151 14733955
jens.schlothauer@lichtwerk.de

06 HESSEN
Jörg Wenderoth
Industrial representation
Kirchweg 1
DE- 34225 Baunatal
T +49 5601 9999040
info@wenderoth-iv.de

07 DÜSSELDORF
Daniel Pangritz
M +49 160 7177745
daniel.pangritz@lichtwerk.de

Dominic Pauli
M +49 160 7177737
dominic.pauli@lichtwerk.de

08 KOBLENZ
Bernd Oedekoven GmbH
Industrial representation
Rudolf-Diesel-Straße 11
DE- 56220 Urmitz
T +49 2630 96350
info@oedekovengmbh.de

09 RHEIN-MAIN
Markus Schimmer
M +49 151 14733980
markus.schimmer@lichtwerk.de

10 NORDBAYERN
Peter Gröger
M +49 172 8670045
peter.groeger@lichtwerk.de

Stephan Althaus
M +49 160 7177731
stephan.althaus@lichtwerk.de



11 BAYERN-MITTE
Bernhard Zirkelbach
M +49 172 8670047
bernhard.zirkelbach@lichtwerk.de

12 SÜDBAYERN
Andrea Fleischmann
M +49 160 7177739
andrea.fleischmann@lichtwerk.de

Dieter Beier
M +49 151 14733958
dieter.beier@lichtwerk.de

13 NORDBADEN
Steffen Leuschel
M +49 160 7177740
steffen.leuschel@lichtwerk.de

14 STUTTGART
Frank Bossert
Industrial representation
Hofenerweg 17
DE- 71686 Remseck
T +49 711 57766960
info@bossert-weissinger.de

15 SÜDBADEN
Fred Abel GmbH
Industrial representation
Im Ebnet 1
DE- 79238 Ehrenkirchen
T +49 7633 95010
info@fredabel.de

SALES INTERNATIONAL / SALES MANAGER

Torsten Kießlich-Köcher
T +49 9525 89450
F +49 9525 89444
M +49 172 8682620
torsten.kiesslich@lichtwerk.de

Australia, Canada, Cyprus, Estonia,
Greece, India, Ireland, Latvia, Lithuania,
New Zealand, Portugal, Romania, Russian
Federation/CIS, Slovenia, Spain, Ukraine,
United Kingdom, USA

Stefan Nestmann
T +49 9525 89438
F +49 9525 89444
M +49 172 8670054
stefan.nestmann@lichtwerk.de

Bulgaria, Czech Republic, Denmark,
Hungary, Netherlands, Poland, Slovakia

Reinhold Pfister
T +49 9525 89451
F +49 9525 89444
M +49 172 8670050
reinhold.pfister@lichtwerk.de

Austria, Croatia, Iceland, Montenegro,
Norway, Serbia, Switzerland

Daniel Hau
T +49 9525 89657
F +49 9525 89444
M +49 160 7177734
daniel.hau@lichtwerk.de

Belgium, Finland, France, Israel, Italy,
Luxembourg, Middle East, Morocco,
Sweden, Turkey

EXCLUSION OF LIABILITY

Illustrations, dimensions and weights in our catalogues, price lists and quotations are non-binding. Subject to technical changes, errors and color deviations. All luminaires have been designed for 230V 50Hz mains connection and ambient conditions according to DIN EN 60598 unless otherwise stated, and are supplied without lamps unless otherwise stated. Most of the indications with regard to certifications are presented in our catalogue in a general form. Verification with regard to products can be easily carried out on our website.

Because of the dynamics in the technical development especially in the field of LED modules and their drivers, the information in this paper can only be a snapshot of the current state and are therefore legally not binding. Please refer to our web site for current product specifications.

We point out that the orderer recognises our delivery and payment conditions unless he/she objects in writing when sending his/her order.

Registration number: DE 40859830

lichtwerk GmbH
Hellinger Straße 3
D 97486 Königsberg



www.lichtwerk.de

9999 2061 221 1A 600 05/21 LI/SCHL. Subject to modifications.