
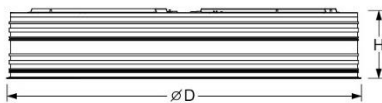


Recessed luminaire. Round aluminium profile, natural anodised. Surrounding shadow joint between housing and flat inserted film frame. Minimal dirt ingress via sealing lip between frame and housing. For ceiling cut-outs. Housing colour aluminium, naturally anodised. Direct distribution. Aluminium profile set flush in the ceiling with translucent film for a homogenous illumination appearance. Electrical connection via three-pole connection terminal with plug-in contacts; with integrated protective earth conductor connection and release button, suitable for rigid and flexible conductors up to 2.5mm². Mounting on site or via wire suspension kit, to be ordered separately. Available accessories: Wire suspension kit epic R-E (630 0000 100), extraction tool epic R (630 0000 110).



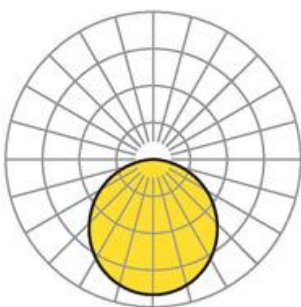
- Article No.: 6250954154
- Housing material: Aluminium
- Housing colour: aluminium, naturally anodised
- Light distribution: direct distribution
- Type of installation: Individual recessed mounting
- Certification mark: IP 20, Protection class I, F, Indoor, CE

Dimensions



- Dimensions LxWxH/DxH: 980 x 178 (mm)
- Ceiling system: cut-out ceilings [AD]
- Ceiling cut-out LxW/D: 968 (mm)
- Ceiling thickness min/max: 1 / 999 (mm)
- Installation depth: 240(AD) (mm)
- Mounting distance A1: 900 (mm)
- Weight (net): 20 (kg)

Lighting/Electrical



- Placement: LED, Colour rendering/Light colour CRI ≥ 80 / 4000K
- Direct/Indirect: 100 % / 0 %
- UGR lat/lon: 20.9 / 20.9
- Luminaire luminous flux: 7800 (lm)
- LED service life: 050000h L80/B10
- Luminaire luminous efficacy: 70 (lm/W)
- System output: 111 (W)
- Controller: Electronic driver (1 pcs.)
- Mains voltage max.: 230 V / 50 Hz
- Energy efficiency class: C